



RESULTADOS OFICIALES GIMNASIA ARTISTICA MASCULINA

Centroamericano 2021 GAM DIA 1

Page: 1
Printed: 10/29/2021 6:55:51 p. m.







Team Results

oct. 29-31, 2021

GAM / JR / 14-17a

Session: 2

Competition I / II / III / IV

| Rank | Country | Score |  |  |  |  |  |  |
|----------|---------------------------|----------------|---|--|---|---|---|---|
| 1 | COSTA RICA | 136.100 | 24.050 | 18.950 | 22.500 | 24.500 | 23.450 | 22.650 |
| | | | 1 | 2 | 1 | 2 | 1 | 1 |
| | 212 Ariel Villalobos | | 13.150 | 10.400 | 12.700 | 13.500 | 12.650 | 12.250 |
| | 213 Alejandro Mora | | 10.900 | 8.550 | 9.800 | 11.000 | 10.800 | 10.400 |
| 2 | GUATEMALA | 130.350 | 22.600 | 21.350 | 19.950 | 24.950 | 21.250 | 20.250 |
| | | | 2 | 1 | 3 | 1 | 2 | 3 |
| | 217 Mario Taperio | | 11.600 | 10.150 | 10.250 | | | 9.550 |
| | 216 Gabriel Paniagua | | 11.000 | 11.200 | | 13.000 | 10.400 | 10.700 |
| | 215 Christian Paz Montiel | | | | 9.700 | 11.950 | 10.850 | |
| 3 | PANAMA | 123.650 | 22.350 | 15.750 | 21.550 | 24.100 | 18.150 | 21.750 |
| | | | 3 | 3 | 2 | 3 | 3 | 2 |
| | 220 Richard Atencio | | 11.950 | 11.200 | 12.250 | 13.000 | 11.850 | 11.800 |
| | 221 Benjamin Sue | | 10.400 | 4.550 | 9.300 | 11.100 | 6.300 | 9.950 |
| 4 | NICARAGUA | 66.300 | 12.100 | 7.700 | 11.150 | 12.850 | 11.700 | 10.800 |
| | | | 4 | 5 | 4 | 4 | 4 | 4 |
| | 219 Carlos Peralta | | 12.100 | 7.700 | 11.150 | 12.850 | 11.700 | 10.800 |
| 5 | MEXICO | 63.700 | 11.600 | 10.900 | 8.600 | 11.350 | 10.650 | 10.600 |
| | | | 6 | 4 | 6 | 6 | 5 | 5 |
| | 218 Adrian Garcia Pacheco | | 11.600 | 10.900 | 8.600 | 11.350 | 10.650 | 10.600 |
| 6 | EL SALVADOR | 51.550 | 11.800 | 3.900 | 10.050 | 12.400 | 10.300 | 3.100 |
| | | | 5 | 6 | 5 | 5 | 6 | 6 |
| | 214 Mauricio Gallardo | | 11.800 | 3.900 | 10.050 | 12.400 | 10.300 | 3.100 |

Centroamericano 2021 GAM DIA 1







Meet Results

GAM / JR / 14-17a

Session: 2

oct. 29-31, 2021

Competition I / II / III / IV

| Rank | Num | Name | Country |  |  |  |  |  |  | AA |
|------|-----|-----------------------|---------|---|---|--|---|---|---|--------------------|
| 1 | 212 | Ariel Villalobos | CRC | Diff: 5.100 Exec: 8.050 ND: Final: 13.150 Place: 1 | 3.300 7.100 10.400 4 | 4.600 8.100 12.700 1 | 4.800 8.700 13.500 1 | 4.500 8.150 12.650 1 | 4.500 7.750 12.250 1 | 74.650 1 |
| 2 | 220 | Richard Atencio | PAN | Diff: 4.300 Exec: 7.650 ND: Final: 11.950 Place: 3 | 3.000 8.200 11.200 1T | 4.200 8.050 12.250 2 | 4.000 9.000 13.000 2* | 3.900 7.950 11.850 2 | 3.800 8.000 11.800 2 | 72.050 2 |
| 3 | 219 | Carlos Peralta | NCA | Diff: 3.700 Exec: 8.400 ND: Final: 12.100 Place: 2 | 3.200 4.500 7.700 7 | 3.700 7.450 11.150 3 | 4.000 8.850 12.850 4 | 3.300 8.400 11.700 3 | 2.500 8.300 10.800 3 | 66.300 3 |
| 4 | 216 | Gabriel Paniagua | GUA | Diff: 4.200 Exec: 6.800 ND: Final: 11.000 Place: 7 | 3.700 7.500 11.200 1T | 3.400 6.050 9.450 8 | 4.000 9.000 13.000 2* | 4.300 6.100 10.400 7 | 4.100 6.600 10.700 4 | 65.750 4 |
| 5 | 218 | Adrian Garcia Pacheco | MEX | Diff: 3.700 Exec: 7.900 ND: Final: 11.600 Place: 5T | 3.700 7.200 10.900 3 | 2.300 6.600 8.600 10 | 2.400 8.950 11.350 7 | 3.500 7.150 10.650 6 | 2.400 8.200 10.600 5 | 63.700 5 |
| 6 | 217 | Mario Taperio | GUA | Diff: 4.200 Exec: 7.400 ND: Final: 11.600 Place: 5T | 3.900 6.250 10.150 5 | 2.400 7.850 10.250 4 | 3.200 7.900 10.800 10 | 3.900 6.350 10.250 9 | 2.900 6.650 9.550 8 | 62.600 6 |
| 7 | 213 | Alejandro Mora | CRC | Diff: 3.600 Exec: 7.300 ND: Final: 10.900 Place: 8 | 2.300 6.250 8.550 6 | 3.000 7.100 9.800 6 | 3.200 7.800 11.000 9 | 3.200 7.600 10.800 5 | 2.800 7.600 10.400 6 | 61.450 7 |
| 8 | 215 | Christian Paz Montiel | GUA | Diff: 4.200 Exec: 6.450 ND: -0.300 Final: 10.350 Place: 10 | 2.400 6.650 -4.000 5.050 8 | 2.800 6.900 9.700 7 | 3.200 8.750 11.950 6 | 4.000 6.850 10.850 4 | 2.900 6.600 9.500 9 | 57.400 8 |
| 9 | 221 | Benjamin Sue | PAN | Diff: 3.500 Exec: 6.900 ND: Final: 10.400 Place: 9 | 2.200 6.350 -4.000 4.550 9 | 2.300 7.300 -0.300 9.300 9 | 2.400 8.700 11.100 8 | 2.200 8.100 6.300 10 | 2.500 7.450 9.950 7 | 51.600 9 |
| 10 | 214 | Mauricio Gallardo | ESA | Diff: 3.800 Exec: 8.000 ND: Final: 11.800 Place: 4 | 2.500 5.400 -4.000 3.900 10 | 2.900 7.150 10.050 5 | 3.200 9.200 12.400 5 | 3.000 7.300 10.300 8 | 1.500 5.600 -4.000 3.100 10 | 51.550 10 |



Centroamericano 2021 Finales GAM

Event Results - PISO

oct. 31, 2021

Page: 1
Printed: 10/31/2021 6:11:38 p. m.

GAM / JR / 14-17a
Session: 4
Competition I / II / III / IV



| Rank | Num | Name | NOC | D | Exec | ND | Score | Out |
|------|-----|-----------------------|-----|-------|-------|------|---------------|-------|
| 1 | 212 | Ariel Villalobos | CRC | 5.100 | 8.550 | ..- | 13.650 | 0.000 |
| 2* | 220 | Richard Atencio | PAN | 4.300 | 8.200 | ..- | 12.500 | 1.150 |
| 2* | 216 | Gabriel Paniagua | GUA | 4.300 | 8.200 | ..- | 12.500 | 1.150 |
| 4 | 214 | Mauricio Gallardo | ESA | 3.800 | 8.400 | ..- | 12.200 | 1.450 |
| 5 | 219 | Carlos Peralta | NCA | 3.700 | 8.450 | ..- | 12.150 | 1.500 |
| 6 | 218 | Adrian Garcia Pacheco | MEX | 3.600 | 8.300 | ..- | 11.900 | 1.750 |
| 7 | 217 | Mario Taperio | GUA | 4.200 | 7.450 | ..- | 11.650 | 2.000 |
| 8 | 215 | Christian Paz Montiel | GUA | 4.200 | 7.100 | ..- | 11.300 | 2.350 |
| 9 | 221 | Benjamin Sue | PAN | 3.600 | 6.950 | ..- | 10.550 | 3.100 |
| 10 | 213 | Alejandro Mora | CRC | 3.600 | 6.900 | -0.3 | 10.200 | 3.450 |



Centroamericano 2021 Finales GAM

Event Results - ARZON

oct. 31, 2021

Page: 1
Printed: 10/31/2021 6:31:02 p. m.

GAM / JR / 14-17a
Session: 4
Competition I / II / III / IV



| Rank | Num | Name | NOC | D | Exec | ND | Score | Out |
|------|-----|-----------------------|-----|-------|-------|------|---------------|--------|
| 1 | 219 | Carlos Peralta | NCA | 2.900 | 8.100 | -.- | 11.000 | 0.000 |
| 2 | 217 | Mario Taperio | GUA | 3.900 | 7.000 | -.- | 10.900 | 0.100 |
| 3 | 220 | Richard Atencio | PAN | 3.400 | 7.350 | -.- | 10.750 | 0.250 |
| 4 | 216 | Gabriel Paniagua | GUA | 3.700 | 6.250 | -.- | 9.950 | 1.050 |
| 5 | 212 | Ariel Villalobos | CRC | 3.400 | 6.500 | -.- | 9.900 | 1.100 |
| 6 | 218 | Adrian Garcia Pacheco | MEX | 3.800 | 5.800 | -.- | 9.600 | 1.400 |
| 7 | 213 | Alejandro Mora | CRC | 2.300 | 5.650 | -0.3 | 7.650 | 3.350 |
| 8 | 221 | Benjamin Sue | PAN | 2.200 | 7.700 | -4.0 | 5.900 | 5.100 |
| 9 | 214 | Mauricio Gallardo | ESA | 2.700 | 6.650 | -4.0 | 5.350 | 5.650 |
| 10 | 215 | Christian Paz Montiel | GUA | -.- | -.- | -.- | -.- | 11.000 |

Centroamericano 2021 Finales GAM

Event Results - ANILLA

oct. 31, 2021

Page: 1
Printed: 10/31/2021 6:32:14 p. m.

GAM / JR / 14-17a
Session: 4
Competition I / II / III / IV



| Rank | Num | Name | NOC | D | Exec | ND | Score | Out |
|------|-----|-----------------------|-----|-------|-------|------|---------------|--------|
| 1 | 212 | Ariel Villalobos | CRC | 4.600 | 7.700 | ..- | 12.300 | 0.000 |
| 2 | 220 | Richard Atencio | PAN | 4.200 | 7.900 | ..- | 12.100 | 0.200 |
| 3 | 219 | Carlos Peralta | NCA | 3.700 | 7.600 | ..- | 11.300 | 1.000 |
| 4 | 213 | Alejandro Mora | CRC | 2.800 | 7.050 | -0.3 | 9.550 | 2.750 |
| 5 | 214 | Mauricio Gallardo | ESA | 2.300 | 6.500 | -0.3 | 8.500 | 3.800 |
| 6 | 221 | Benjamin Sue | PAN | 2.200 | 6.250 | -0.3 | 8.150 | 4.150 |
| 7 | 215 | Christian Paz Montiel | GUA | 3.100 | 7.200 | -4.0 | 6.300 | 6.000 |
| 8 | 217 | Mario Taperio | GUA | 2.500 | 6.250 | -4.0 | 4.750 | 7.550 |
| 9* | 218 | Adrian Garcia Pacheco | MEX | ..- | ..- | ..- | ..- | 12.300 |
| 9* | 216 | Gabriel Paniagua | GUA | ..- | ..- | ..- | ..- | 12.300 |

Centroamericano 2021 Finales GAM

Event Results - SALTO

oct. 31, 2021

Page: 1
Printed: 10/31/2021 6:50:25 p. m.

GAM / JR / 14-17a

Session: 4

Competition I / II / III / IV



| Rank | Num | Name | NOC | D | Exec | ND | Score | Out |
|------|-----|-----------------------|-----|----------------|----------------|----------|---------------|-------|
| 1 | 216 | Gabriel Paniagua | GUA | 3.200 4.000 | 9.300 8.850 | .- .- | 12.675 | 0.000 |
| 2 | 219 | Carlos Peralta | NCA | 4.000 2.800 | 9.000 9.150 | .- .- | 12.475 | 0.200 |
| 3T | 213 | Alejandro Mora | CRC | 3.200 1.600 | 9.000 9.350 | .- .- | 11.575 | 1.100 |
| 3T | 214 | Mauricio Gallardo | ESA | 3.200 1.600 | 8.950 9.400 | .- .- | 11.575 | 1.100 |
| 5 | 215 | Christian Paz Montiel | GUA | 2.800 2.400 | 8.250 9.000 | .- .- | 11.225 | 1.450 |
| 6 | 218 | Adrian Garcia Pacheco | MEX | 2.400 2.400 | 8.800 7.850 | .- .- | 10.725 | 1.950 |

Centroamericano 2021 Finales GAM

Event Results - PARAL

oct. 31, 2021

Page: 1
Printed: 10/31/2021 6:34:03 p. m.

GAM / JR / 14-17a

Session: 4

Competition I / II / III / IV



| Rank | Num | Name | NOC | D | Exec | ND | Score | Out |
|------|-----|-----------------------|-----|-------|-------|----|---------------|-------|
| 1 | 219 | Carlos Peralta | NCA | 3.300 | 9.000 | .- | 12.300 | 0.000 |
| 2 | 216 | Gabriel Paniagua | GUA | 4.200 | 8.050 | .- | 12.250 | 0.050 |
| 3 | 220 | Richard Atencio | PAN | 3.900 | 8.100 | .- | 12.000 | 0.300 |
| 4 | 214 | Mauricio Gallardo | ESA | 3.200 | 8.750 | .- | 11.950 | 0.350 |
| 5 | 213 | Alejandro Mora | CRC | 3.100 | 8.700 | .- | 11.800 | 0.500 |
| 6 | 217 | Mario Taperio | GUA | 3.900 | 7.800 | .- | 11.700 | 0.600 |
| 7 | 212 | Ariel Villalobos | CRC | 4.400 | 7.050 | .- | 11.450 | 0.850 |
| 8 | 215 | Christian Paz Montiel | GUA | 4.000 | 6.900 | .- | 10.900 | 1.400 |
| 9 | 221 | Benjamin Sue | PAN | 2.400 | 8.450 | .- | 10.850 | 1.450 |
| 10 | 218 | Adrian Garcia Pacheco | MEX | 3.300 | 7.200 | .- | 10.500 | 1.800 |

Centroamericano 2021 Finales GAM

Event Results - BARRA

oct. 31, 2021

Page: 1
Printed: 10/31/2021 6:34:52 p. m.

GAM / JR / 14-17a
Session: 4
Competition I / II / III / IV



| Rank | Num | Name | NOC | D | Exec | ND | Score | Out |
|------|-----|-----------------------|-----|-------|-------|------|---------------|--------|
| 1 | 212 | Ariel Villalobos | CRC | 4.500 | 7.950 | .-. | 12.450 | 0.000 |
| 2 | 219 | Carlos Peralta | NCA | 2.500 | 8.400 | .-. | 10.900 | 1.550 |
| 3 | 220 | Richard Atencio | PAN | 3.800 | 7.050 | .-. | 10.850 | 1.600 |
| 4 | 217 | Mario Taperio | GUA | 3.100 | 7.450 | .-. | 10.550 | 1.900 |
| 5 | 213 | Alejandro Mora | CRC | 3.000 | 7.550 | -0.3 | 10.250 | 2.200 |
| 6 | 218 | Adrian Garcia Pacheco | MEX | 2.400 | 7.450 | .-. | 9.850 | 2.600 |
| 7 | 221 | Benjamin Sue | PAN | 2.500 | 6.600 | .-. | 9.100 | 3.350 |
| 8 | 216 | Gabriel Paniagua | GUA | 4.000 | 5.000 | .-. | 9.000 | 3.450 |
| 9 | 214 | Mauricio Gallardo | ESA | 1.500 | 7.300 | -4.0 | 4.800 | 7.650 |
| 10 | 215 | Christian Paz Montiel | GUA | .-. | .-. | .-. | .-. | 12.450 |